

Genetic Summary Report

Animal Name: Ruffian

Owner:

Kimberly Horn

Membership Number : 9089380176

Member Body/Breed Club: Rocky Creek Labradors

Approved Collection Method: Yes





Scan to authenticate
this Report online

Genetic Summary Report

Owner's details

Name: Kimberly Horn

Animal's Details

Registered Name :

Pet Name : Ruffian

Registration Number :

Breed: : Labrador Retriever

Microchip Number : 956000017613219

Sex: : Female

Date of Birth : 8th Feb 2024

Colour :

Sample Collection Details

Case Number : 26M000370

Collected By : KM07832

Approved Collection : Yes

Sample Type : SWAB

Test Details

Test Requested : Labrador Retriever - Full Breed Profile


Pet Name : Ruffian


Date of Test : 12th Mar 2026

Authorisation

Sample with Lab ID Number 26M000370 was received at Orivet Genetics, DNA was extracted and analysed with the following result reported:

.....
Orivet Genetic Analyst





Scan to authenticate
this Report online

Genetic Summary Report

Health Tests Reported (Continued)

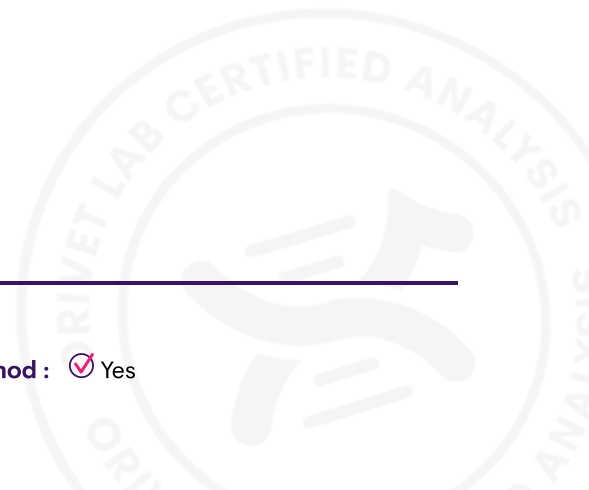
Breed Sense	Diseases	Result
✓	Achromatopsia (Labrador Type)	NORMAL (N/N) - [NO VARIANT DETECTED]
✓	Centronuclear Myopathy (Labrador Retriever Type)	NORMAL (N/N) - [NO VARIANT DETECTED]
✓	Congenital Macrothrombocytopenia	NORMAL (N/N) - [NO VARIANT DETECTED]
✓	Congenital Myasthenic Syndrome (Labrador Retriever Type)	NORMAL (N/N) - [NO VARIANT DETECTED]
✓	Copper Toxicosis (ATP7B & ATP7A) (Labrador Retriever Type)	NORMAL (N/N) FOR BOTH THE ATP7B AND ATP7A VARIANT
✓	Cystinuria (SLC3A1) Labrador Retriever Type	NORMAL (N/N) - [NO VARIANT DETECTED]
✓	Degenerative Myelopathy	NORMAL (N/N) - [NO VARIANT DETECTED]
✓	Dyserythropoietic Anemia and Polymyopathy (DAMS) (Labrador Retriever)	NORMAL (N/N) - [NO VARIANT DETECTED]
✓	Ehlers-Danlos Syndrome (Labrador Retriever Type), Variant 2	NORMAL (N/N) - [NO VARIANT DETECTED]
✓	Ehlers-Danlos Syndrome (Labrador Type)	NORMAL (N/N) - [NO VARIANT DETECTED]
✓	Elliptocytosis B-spectrin (Labrador Retriever/Poodle Type)	NORMAL (N/N) - [NO VARIANT DETECTED]
✓	Exercise Induced Collapse (Retriever Type)	NORMAL (N/N) - [NO VARIANT DETECTED]
✓	Hereditary Nasal Parakeratosis/Dry Nose (Labrador Retriever Type)	NORMAL (N/N) - [NO VARIANT DETECTED]
✓	Hyperuricosuria	NORMAL (N/N) - [NO VARIANT DETECTED]
✓	Macular Corneal Dystrophy (Labrador Type)	NORMAL (N/N) - [NO VARIANT DETECTED]
✓	Malignant Hyperthermia	NORMAL (N/N) - [NO VARIANT DETECTED]


Owner's Name : Kimberly Horn

Pet Name : Ruffian

Microchip Number 956000017613219

Approved Collection Method : Yes





Scan to authenticate
this Report online

Genetic Summary Report

Health Tests Reported

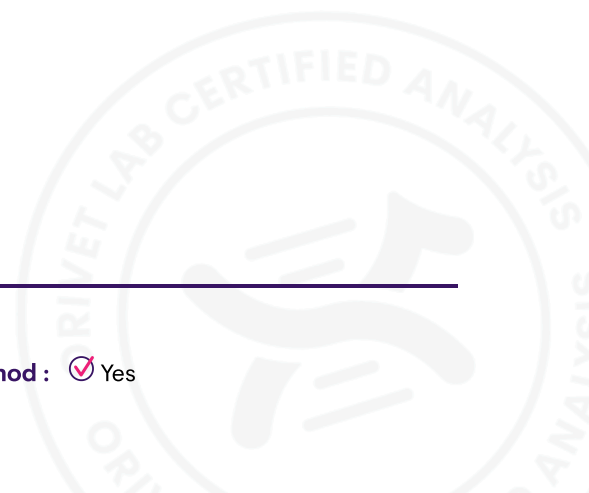
Breed Sense	Diseases	Result
✓	Myotonia Congenita (Labrador Retriever Type)	NORMAL (N/N) - [NO VARIANT DETECTED]
✓	Myotubular Myopathy X-Linked (Labrador Retriever Type)	NORMAL (N/N) - [NO VARIANT DETECTED]
✓	Narcolepsy (Labrador)	NORMAL (N/N) - [NO VARIANT DETECTED]
✓	Oculo-Skeletal Dysplasia (Labrador Retriever Type)	NORMAL (N/N) - [NO VARIANT DETECTED]
✓	Progressive Rod Cone Degeneration (prcd) - PRA	NORMAL (N/N) - [NO VARIANT DETECTED]
✓	Pyruvate Kinase Deficiency (Labrador Type)	NORMAL (N/N) - [NO VARIANT DETECTED]
✓	Retinal Dysplasia/Oculoskeletal Dysplasia 1	NORMAL (N/N) - [NO VARIANT DETECTED]
✓	Sex Determination - ZFX	DOG IS FEMALE
✓	Skeletal Dysplasia 2 (Mild Disproportionate Dwarfism)	NORMAL (N/N) - [NO VARIANT DETECTED]
✓	Stargardt Disease (Retinal Degeneration)	NORMAL (N/N) - [NO VARIANT DETECTED]
✓	Ullrich-Like Muscular Dystrophy, Variant 1	NORMAL (N/N) - [NO VARIANT DETECTED]
✓	Ullrich-Like Muscular Dystrophy, Variant 2	NORMAL (N/N) - [NO VARIANT DETECTED]


Owner's Name : Kimberly Horn

Pet Name : Ruffian

Microchip Number 956000017613219

Approved Collection Method : Yes





Scan to authenticate
this Report online

Genetic Summary Report

Health Tests Reported

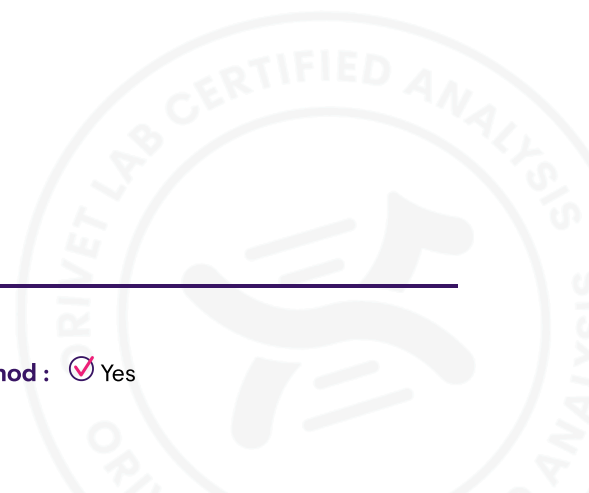
Breed Sense	Traits	Result
✓	A Locus (Agouti)	a^t/a^t - TAN POINTS/BLACK & TAN or TRICOLOUR MAY BE BRINDLED [SEE K LOCUS]
✓	B Locus - Bd, Bs, Bc [Various Breeds]	Bb [BcBc BdBd Bsbs] - CAN PRODUCE BROWN OFFSPRING
✓	D (Dilute) Locus	D/D - NO COPY OF MLPH-D ALLELE (DILUTE) - PIGMENT IS NORMAL
✓	Dilute D2 Variant (Chow Chow Type)	D^2/D^2 - NO COPY OF d2 ALLELE (DILUTE) - PIGMENT IS NORMAL
✓	E Locus - (Cream/Red/Yellow)	E/e - BLACK CARRIES EXTENSION [YELLOW/WHITE/APRICOT/RUBY/RED]
✓	K Locus (Dominant Black)	K/K - DOMINANT BLACK - SOLID [WILL NOT BE BRINDLED or EXPRESS AGOUTI]
✓	Long Hair Gene - L1 (Canine C95F)	NEGATIVE - NO COPIES, NOT SHOWING THE PHENOTYPE
	Brown TYRP1 [Lancashire Heeler Type] = Bl	B^L/B^L - DOES NOT CARRY BROWN/LIVER [TYRP1]
	Pheomelanin Intensity CFA18 (Poodle/Coonhound Type)	I/I - NO COPY OF CFA18 INTENSITY ALLELE (NOT LIKELY TO SHOW EXTREME DILUTION)

Owner's Name : Kimberly Horn

Pet Name : Ruffian

Microchip Number 956000017613219

Approved Collection Method : Yes



Glossary of Genetic Terms (Results)



CLARIFICATION OF GENETIC TESTING

The goal of genetic testing is to provide breeders with relevant information to improve breeding practices in the interest of animal health. However, genetic inheritance is not a simple process, and may be complicated by several factors. Below is some information to help clarify these factors.

The goal of genetic testing is to provide breeders with relevant information to improve breeding practices in the interest of animal health. However, genetic inheritance is not a simple process, and may be complicated by several factors. Below is some information to help clarify these factors.

- 1) Some diseases may demonstrate signs of what Geneticists call "genetic heterogeneity". This is a term to describe an apparently single condition that may be caused by more than one mutation and/or gene
- 2) It is possible that there exists more than one disease that presents in a similar fashion and segregates in a single breed. These conditions -although phenotypically similar - may be caused by separate mutations and/or genes.
- 3) It is possible that the disease affecting your breed may be what Geneticists call an "oligogenic disease". This is a term to describe the existence of additional genes that may modify the action of a dominant gene associated with a disease. These modifier genes may for example give rise to a variable age of onset for a particular condition, or affect the penetrance of a particular mutation such that some animals may never develop the condition.

The range of hereditary diseases continues to increase and we see some that are relatively benign and others that can cause severe and/or fatal disease. Diagnosis of any disease should be based on pedigree history, clinical signs, history (incidence) of the disease and the specific genetic test for the disease. Penetrance of a disease will always vary not only from breed to breed but within a breed, and will vary with different diseases. Factors that influence penetrance are genetics, nutrition and environment. Although genetic testing should be a priority for breeders, we strongly recommend that temperament and phenotype also be considered when breeding.

Orivet Genetic Pet Care aims to frequently update breeders with the latest research from the scientific literature. If breeders have any questions regarding a particular condition, please contact us on (03) 9534 1544 or admin@orivet.com and we will be happy to work with you to answer any relevant questions.

